









Assembly instruction

PARTS LIST			QTY
A	TABLE TOP		1
B	TABLE RIM		1
C	TABLE LEG		2
D	SUPPORT BAR		1
E	BOLT		12
F	MATEL WASHER		12
G	BOLT PLASTIC CAP		12
H	ALLEN WRENCH		1

For warranty purpose or to buy replacement parts always keep this item number

