





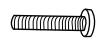






CHAIR

Assembly Instruction

PARTS LIST			QTY
A	CHAIR BACK		2
B	CHAIR BASE		1
C	CHAIR LEG(left)		1
D	CHAIR LEG(right)		1
E	GLASS TOP(long)		1
F	GLASS TOP(short)		1
G	BOLT(long)		8
H	BOLT(short)		8
I	METAL WASHER		16
J	BOLT PLASTIC CAP		16
K	ALLEN WRENCH		1

For warranty purpose or to buy replacement parts always keep this item number.

