










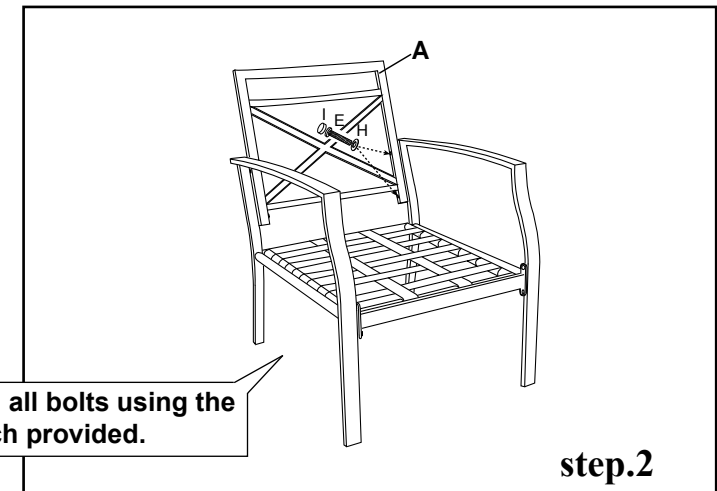
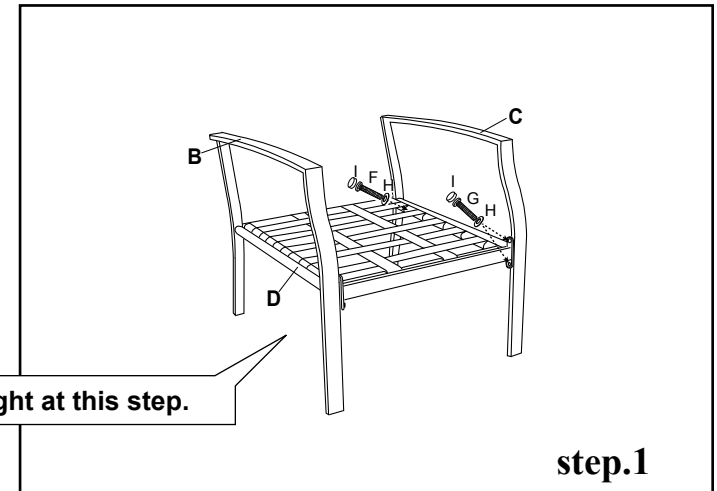


# CHAIR

## Assembly Instruction

PARTS LIST			QTY
A	CHAIR BACK		1
B	LEFT CHAIR LEG		1
C	RIGHT CHAIR LEG		1
D	SEAT FRAME		1
E	BOLT(long)		4
F	BOLT(middle)		2
G	BOLT(short)		4
H	MATEL WASHER		10
I	BOLT PLASTIC CAP		10
J	ALLEN WRENCH		1

for warranty purpose or to buy replacement parts always keep this item number .



Put The Cushion On The Chair Seat.