











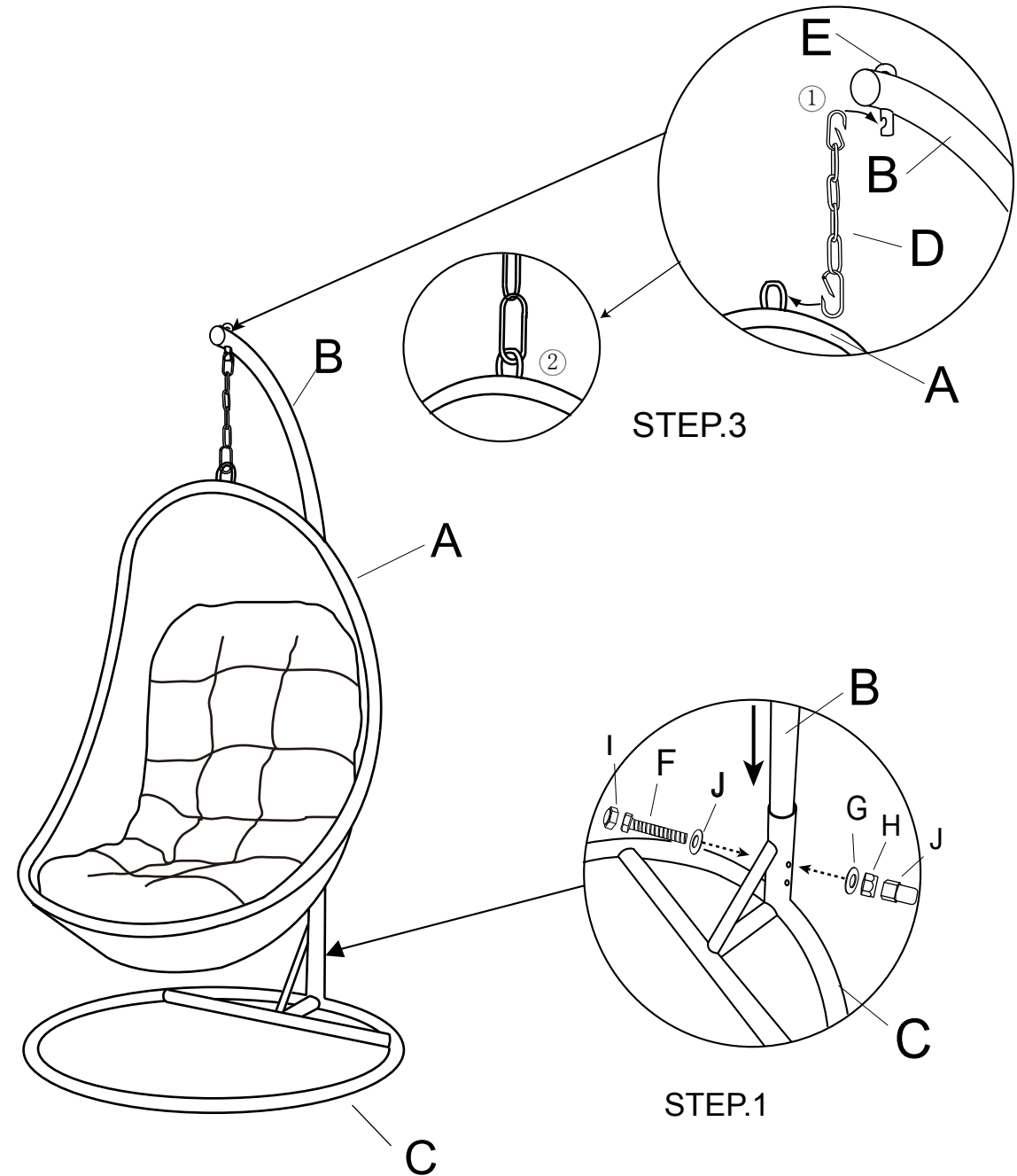


Assembly instruction

PARTS LIST			QTY
A	SEAT FRAME		1
B	SUPPORT BAR(2)		1
C	SEAT BASE		1
D	CHAIN		1
E	BOLT(1)		1
F	BOLT(2)		1
G	MATEL WASHER		2
H	NUT		1
I	BOLT PLASTIC CAP		1
J	PLASTIC NUT CAP		1
K	HEX WRENCH		2
L	TOUCH UP PAINT BOTTLE		1



For warranty purpose or to buy replacement parts always keep this item number .

Please take out the wood plug on the base before assembling