











Assembly Instruction

Part List :

NO.	Picture	Name	Qty
A		Nut M6	4
B		Table Rim	1
C		Table leg	4
D		Bolt Cover	8
E		Bolt M6x20	8
F		Washer	12
G		Fixing Ring	1
H		Bolt cover	4
I		Wrench A	1
J		Wrench B	1

